

Installing and Maintaining your Smoke Alarm

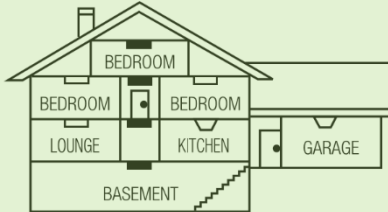
Choice and Location of Alarms

For minimum protection, install at least one smoke alarm on each level of your home. They should be installed in hallways, corridors and all escape routes from the building and within 3 meters of all bedroom doors. All alarms

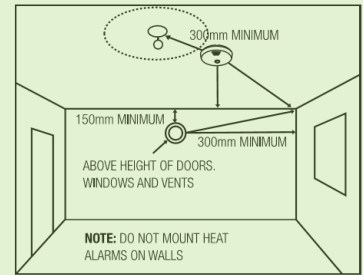
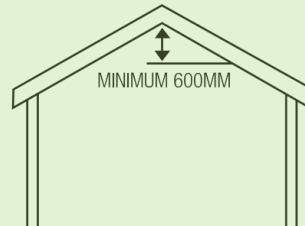


Please read the Manual first, particularly "Choice and Location of Alarms"

Recommended Best Locations



- SMOKE DETECTORS FOR MINIMUM PROTECTION
- SMOKE DETECTORS FOR MORE PROTECTION
- ▽ HEAT ALARMS




Near extractor fans, vents or draughts



In or near kitchens



In or near bathrooms




Behind beams and ceiling fittings



Above heaters



Insect infested areas



Within 300mm of Hot lights



In dusty or dirty areas or during renovation



Test once a week



Wipe with damp cloth every six months



Vacuum with a soft brush every month